

# Key Statistics

Citizens Advice Central Nottinghamshire

02/10/2024 17/12/2024



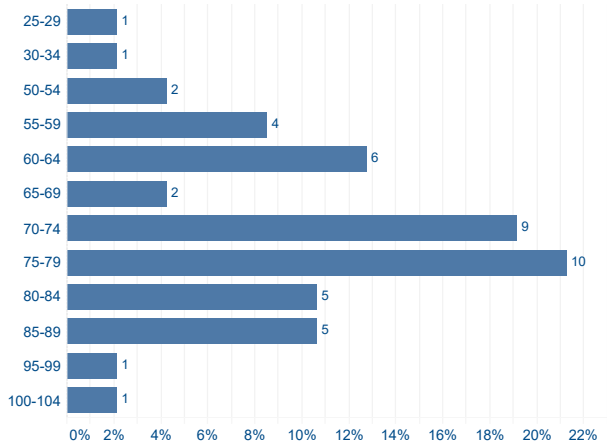
## Summary

<b>Clients</b>	<b>49</b>
Quick client contacts	
<b>Issues</b>	<b>202</b>
<b>Activities</b>	<b>82</b>
<b>Cases</b>	<b>47</b>
<b>Outcomes</b>	
Income gain	£82,841
Re-imbursments, services, loans	£302
Other	£150

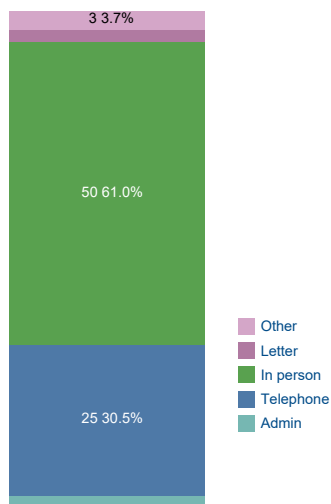
## Issues

	Issues	Clients
Benefits & tax credits	101	34
Benefits Universal Credit	24	9
Consumer goods & services	5	2
Debt	19	2
Education	1	1
Financial services & capability	9	3
Health & community care	10	3
Housing	10	7
Immigration & asylum	1	1
Legal	5	3
Other	2	2
Relationships & family	4	3
Tax	6	4
Travel & transport	3	3
Utilities & communications	2	2
<b>Grand Total</b>	<b>202</b>	

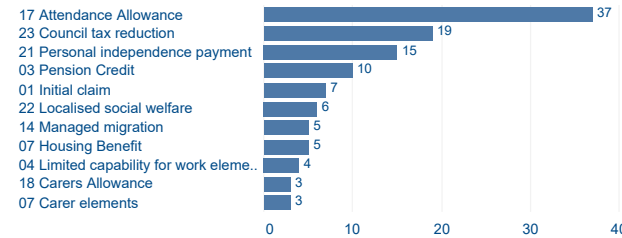
## Age



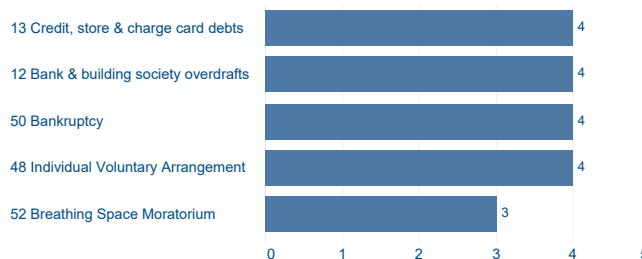
## Channel



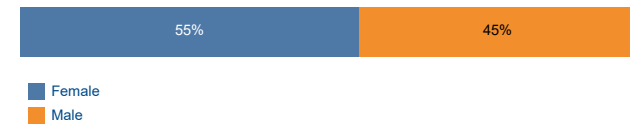
## Top benefit issues



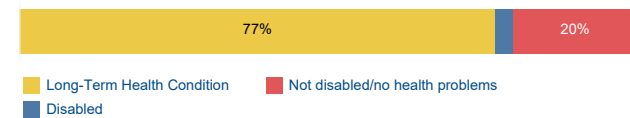
## Top debt issues



## Gender



## Disability / Long-term health



## Ethnicity

